

Modular Cooking Range Line thermaline 80 - Water mixing tap with lever, 1 Side with Backsplash - H=700

ITEM # _____
MODEL # _____
NAME # _____
SIS # _____
AIA # _____



588387 (MAEAGBB300)

Water mixing tap with one
lever, one-side operated
with backsplash

Short Form Specification

Item No. _____

Water mixing tap with lever for hot and cold water. Unit constructed according to DIN 18860_2 with 20 mm drop nose top and 70 mm recessed plinth. Internal frame for heavy duty sturdiness in stainless steel. 2 mm top in 1.4301 (AISI 304). Flat surface construction, easily cleanable. THERMODUL connection system enables seamless worktop when units are connected and avoids soil penetrating. IPX5 water resistant certification. Configuration: Freestanding, one-side operated with backsplash.

Main Features

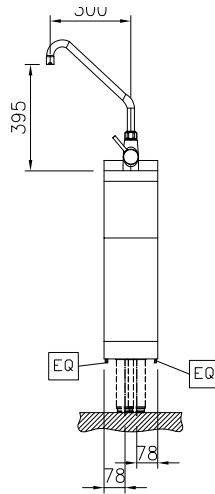
- Water mixing unit for hot and cold water.
- IPX5 water resistance certification.
- All major components may be easily accessed from the front.
- THERMODUL connection system creates a seamless work top when units are connected to each other thus avoiding soil penetrating vital components and facilitating the removal of units in case of replacement or service.
- Large stainless steel tap.

Construction

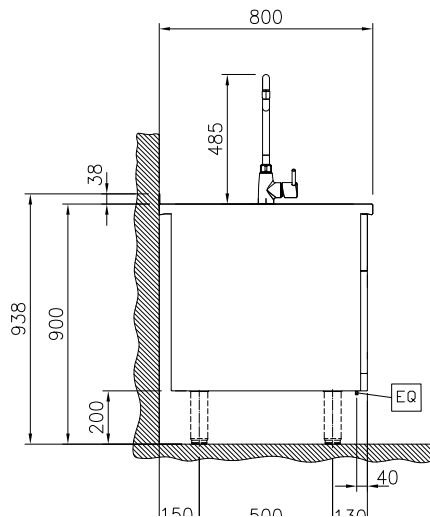
- 2 mm top in 1.4301 (AISI 304).
- Unit constructed according to DIN 18860_2 with 20 mm drop nose top and 70 mm recessed plinth.
- Flat surface construction with minimal hidden areas to easily clean all surfaces
- Internal frame for heavy duty sturdiness in stainless steel.

APPROVAL: _____

Front

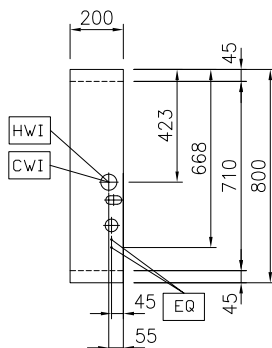


Side



CWI = Cold Water inlet 1 (cleaning)
 HWI = Hot water inlet

Top



Water:

Inlet water line size:

588387 (MAEAGBB300) 3/4"

Incoming Cold/hot Water line
 size:

3/4"

Key Information:

External dimensions, Width: 200 mm

External dimensions, Depth: 800 mm

External dimensions, Height: 700 mm

Net weight: 23 kg

Optional Accessories

- Connecting rail kit for appliances with backsplash, 800mm PNC 912497 ☐
- Portioning shelf, 200mm width PNC 912520 ☐
- Portioning shelf, 200mm width PNC 912550 ☐
- Folding shelf, 300x800mm PNC 912577 ☐
- Folding shelf, 400x800mm PNC 912578 ☐
- Fixed side shelf, 200x800mm PNC 912583 ☐
- Fixed side shelf, 300x800mm PNC 912584 ☐
- Fixed side shelf, 400x800mm PNC 912585 ☐
- Stainless steel plinth, against wall, 200mm width PNC 912838 ☐
- Connecting rail kit for appliances with backsplash: modular 80 (on the left), ProThermetic tilting (on the right), ProThermetic stationary (on the left) to ProThermetic tilting (on the right) PNC 912977 ☐
- Connecting rail kit for appliances with backsplash: modular 80 (on the right), ProThermetic tilting (on the left), ProThermetic stationary (on the right) to ProThermetic tilting (on the left) PNC 912978 ☐
- Back panel, 200x700mm, for units with backsplash PNC 913007 ☐
- Stainless steel panel, 800x700mm, against wall, left side PNC 913093 ☐
- Stainless steel panel, 800x700mm, against the wall, right side PNC 913097 ☐
- Endrail kit, flush-fitting, with backsplash, left PNC 913113 ☐
- Endrail kit, flush-fitting, with backsplash, right PNC 913114 ☐
- Endrail kit (12.5mm) for thermaline 80 units with backsplash, left PNC 913204 ☐
- Endrail kit (12.5mm) for thermaline 80 units with backsplash, right PNC 913205 ☐
- U-clamping rail for back-to-back installations with backsplash PNC 913226 ☐
- Insert profile D=800mm PNC 913230 ☐
- Side reinforced panel only in combination with side shelf, for against the wall installations, left PNC 913263 ☐
- Side reinforced panel only in combination with side shelf, for against the wall installations, right PNC 913265 ☐
- Stainless steel dividing panel, 800x700mm, (it should only be used between Electrolux Professional thermaline Modular 80 and thermaline C80) PNC 913668 ☐
- Stainless steel side panel, 800x700mm, flush-fitting (it should only be used against the wall, against a niche and in between Electrolux Professional thermaline and ProThermetic appliances and external appliances - provided that these have at least the same dimensions) PNC 913684 ☐